



US009836744B2

(12) **United States Patent  
Fisher**

(10) **Patent No.:** **US 9,836,744 B2**

(45) **Date of Patent:** **Dec. 5, 2017**

(54) **SECURE DEVICE BASED NFC  
TRANSACTIONS**

(2013.01); *H04L 63/102* (2013.01); *H04L 2209/56* (2013.01); *H04W 12/06* (2013.01); *H04W 12/08* (2013.01); *H04W 88/06* (2013.01)

(71) Applicant: **BLAZE MOBILE, INC.**, Berkeley, CA (US)

(58) **Field of Classification Search**

CPC ..... G06Q 20/3226  
See application file for complete search history.

(72) Inventor: **Michelle Fisher**, Oakland, CA (US)

(73) Assignee: **Michelle Fisher**, Berkeley, CA (US)

(56) **References Cited**

(\*) Notice: Subject to any disclaimer, the term of this patent is extended or adjusted under 35 U.S.C. 154(b) by 0 days.

U.S. PATENT DOCUMENTS

6,950,939 B2 \* 9/2005 Tobin ..... G06Q 20/02 713/168  
7,784,684 B2 8/2010 Labrou  
(Continued)

(21) Appl. No.: **13/650,257**

(22) Filed: **Oct. 12, 2012**

FOREIGN PATENT DOCUMENTS

EP 1798867 A2 \* 6/2007 ..... G06Q 20/045

(65) **Prior Publication Data**

US 2013/0041769 A1 Feb. 14, 2013

**Related U.S. Application Data**

(63) Continuation of application No. 11/939,821, filed on Nov. 14, 2007, now Pat. No. 8,290,433.

OTHER PUBLICATIONS

Karnouskos, Stamatis et al. (Jan. 2004). SeMOPS: A Global Secure Mobile Payment Service.\*  
(Continued)

(51) **Int. Cl.**

**G06Q 20/30** (2012.01)

**G06Q 20/04** (2012.01)

(Continued)

*Primary Examiner* — Peter L Ludwig

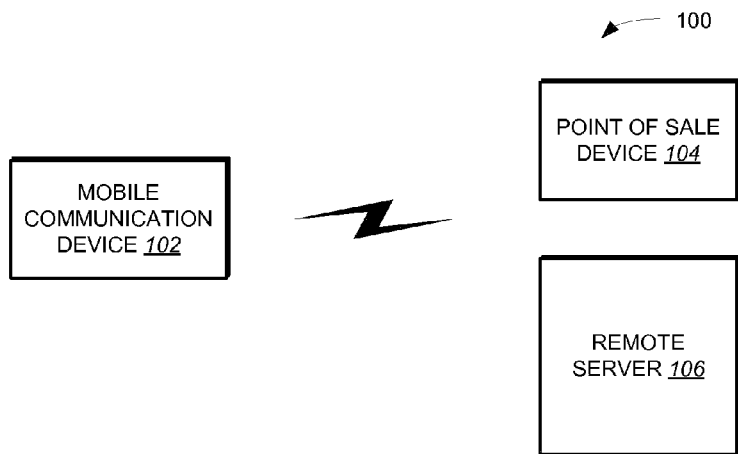
(57) **ABSTRACT**

(52) **U.S. Cl.**

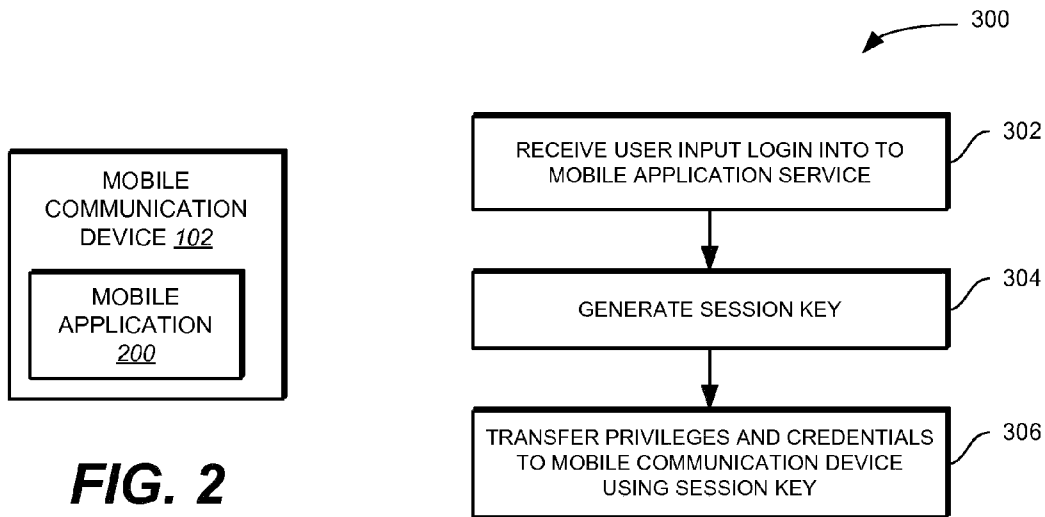
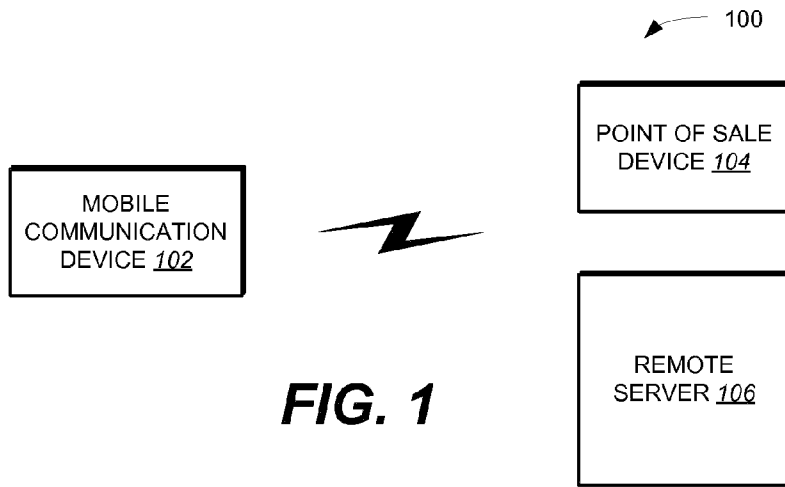
CPC ..... **G06Q 20/401** (2013.01); **G06Q 20/04** (2013.01); **G06Q 20/102** (2013.01); **G06Q 20/108** (2013.01); **G06Q 20/32** (2013.01); **G06Q 20/3223** (2013.01); **G06Q 20/3229** (2013.01); **G06Q 20/3278** (2013.01); **G06Q 20/3552** (2013.01); **G06Q 20/367** (2013.01); **G06Q 20/382** (2013.01); **G06Q 30/0238** (2013.01); **H04B 5/0031** (2013.01); **H04W 4/008** (2013.01); **G06Q 20/3226** (2013.01); **G06Q 20/3227** (2013.01); **G06Q 20/3821**

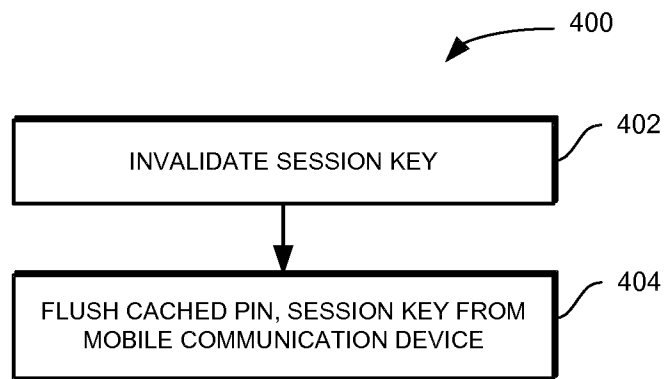
A method for transmitting data between a mobile communication device and a server. The method includes running a mobile application on the mobile communication device. The mobile application is hosted on the mobile communication device through the server as a Software as a Service (SaaS). The method further includes transmitting data associated with the mobile application between the mobile communication device and the server, in which transmission of the data between the mobile communication device and the server is monitored through the server.

**26 Claims, 2 Drawing Sheets**



|      |   |   |
|------|---|---|
| (51) | <p><b>Int. Cl.</b></p> <p><b>G06Q 20/40</b> (2012.01)</p> <p><b>H04W 4/00</b> (2009.01)</p> <p><b>G06Q 20/34</b> (2012.01)</p> <p><b>G06Q 20/36</b> (2012.01)</p> <p><b>G06Q 20/10</b> (2012.01)</p> <p><b>H04B 5/00</b> (2006.01)</p> <p><b>G06Q 30/02</b> (2012.01)</p> <p><b>H04W 12/06</b> (2009.01)</p> <p><b>G06Q 20/38</b> (2012.01)</p> <p><b>G06Q 20/32</b> (2012.01)</p> <p><b>H04W 88/06</b> (2009.01)</p> <p><b>H04L 29/06</b> (2006.01)</p> <p><b>H04W 12/08</b> (2009.01)</p>   | <p>2005/0222961 A1* 10/2005 Staib ..... G06Q 20/327<br/>705/64</p> <p>2006/0052055 A1* 3/2006 Rowse ..... G06K 7/0008<br/>455/41.1</p> <p>2006/0124755 A1* 6/2006 Ito ..... G06K 19/0701<br/>235/492</p> <p>2006/0148404 A1* 7/2006 Wakim ..... G06Q 20/28<br/>455/41.2</p> <p>2006/0198364 A1* 9/2006 Fujii ..... H04L 27/02<br/>370/352</p> <p>2007/0004391 A1 1/2007 Maffeis</p> <p>2007/0026826 A1* 2/2007 Wilson ..... G06K 19/0723<br/>455/130</p> <p>2007/0052517 A1* 3/2007 Bishop ..... G06Q 20/10<br/>340/5.2</p> <p>2007/0075133 A1* 4/2007 Yeager ..... 235/380</p> <p>2007/0162381 A1* 7/2007 Petralia ..... G06Q 40/025<br/>705/38</p>  |
| (56) | <p style="text-align: center;"><b>References Cited</b></p> <p style="text-align: center;">U.S. PATENT DOCUMENTS</p> <p>7,881,665 B2* 2/2011 Symons ..... G06K 19/0723<br/>455/41.1</p> <p>8,005,426 B2* 8/2011 Huomo ..... G06Q 20/20<br/>235/441</p> <p>8,121,945 B2 2/2012 Rackley</p> <p>8,380,977 B2* 2/2013 Son et al. .... 713/151</p> <p>8,538,332 B2* 9/2013 Huomo et al. .... 455/41.2</p> <p>2002/0059100 A1 5/2002 Shore</p> <p>2002/0063895 A1 5/2002 Agata</p> <p>2002/0065774 A1 5/2002 Young</p> <p>2002/0077918 A1 6/2002 Lerner</p> <p>2002/0169984 A1 11/2002 Kumar</p> <p>2003/0065805 A1 4/2003 Barnes</p> <p>2003/0093386 A1 5/2003 Keller</p> <p>2003/0140004 A1 7/2003 O'Leary</p> <p>2004/0034544 A1 2/2004 Fields</p> <p>2004/0235450 A1* 11/2004 Rosenberg ..... 455/406</p> <p>2004/0243519 A1 12/2004 Perttila</p> <p>2004/0267665 A1 12/2004 Nam</p> <p>2005/0003810 A1 1/2005 Chu</p> <p>2005/0109841 A1* 5/2005 Ryan et al. .... 235/380</p> <p>2005/0156026 A1* 7/2005 Ghosh ..... G06Q 20/045<br/>235/380</p> <p>2005/0187873 A1 8/2005 Labrou</p> | <p>2007/0235519 A1 10/2007 Jang</p> <p>2007/0297610 A1 12/2007 Chen</p> <p>2008/0010190 A1 1/2008 Rackley</p> <p>2008/0039134 A1* 2/2008 Hattori ..... G06F 12/1458<br/>455/556.1</p> <p>2008/0045172 A1 2/2008 Narayanaswami</p> <p>2008/0046366 A1 2/2008 Bommel</p> <p>2008/0051142 A1 2/2008 Calvet</p> <p>2008/0052192 A1* 2/2008 Fisher ..... G06Q 10/02<br/>705/5</p> <p>2008/0207234 A1* 8/2008 Arthur et al. .... 455/466</p> <p>2008/0272889 A1* 11/2008 Symons ..... 340/10.1</p> <p>2009/0098825 A1 4/2009 Huomo</p> <p>2009/0124234 A1* 5/2009 Fisher ..... G06Q 20/32<br/>455/406</p> <p>2010/0063895 A1 3/2010 Dominguez</p> <p>2010/0133337 A1* 6/2010 Van Rensburg ..... G06Q 20/10<br/>235/380</p> <p>2012/0196529 A1* 8/2012 Huomo ..... G06Q 20/045<br/>455/41.1</p> <p style="text-align: center;">OTHER PUBLICATIONS</p> <p>Karnouskos, Stamatis et al. (May 2014). Secure Mobile Payment—<br/>Architecture and Business Model of SEMOPS.*</p> <p>* cited by examiner</p> |





**FIG. 4**

1

## SECURE DEVICE BASED NFC TRANSACTIONS

### CROSS-REFERENCE TO RELATED APPLICATIONS

This application is a continuation of application Ser. No. 11/939,821, filed Nov. 14, 2007, titled METHOD AND SYSTEM FOR SECURING TRANSACTIONS MADE THROUGH A MOBILE COMMUNICATION DEVICE, all of which is incorporated by reference herein in its entirety.

### FIELD OF INVENTION

The present invention relates to data communications and wireless devices.

### BACKGROUND OF THE INVENTION

Mobile communication devices—e.g., cellular phones, personal digital assistants, and the like—are increasingly being used to conduct payment transactions as described in U.S. patent application Ser. No. 11/933,351, entitled “Method and System For Scheduling A Banking Transaction Through A Mobile Communication Device”, and U.S. patent application Ser. No. 11/467,441, entitled “Method and Apparatus For Completing A Transaction Using A Wireless Mobile Communication Channel and Another Communication Channel, both of which are incorporated herein by reference. Such payment transactions can include, for example, purchasing goods and/or services, bill payments, and transferring funds between bank accounts. Given the sensitive nature of personal money or banking data that may be stored on a mobile communication device as a result of the ability to transact payments, it is critical to protect a user from fraudulent usage due to, e.g., loss or theft of a mobile communication device.

### BRIEF SUMMARY OF THE INVENTION

In general, in one aspect, this specification describes a method for transmitting data between a mobile communication device and a server. The method includes running a mobile application on the mobile communication device. The mobile application is hosted on the mobile communication device through a management server. The method further includes transmitting data associated with the mobile application between the mobile communication device and the server, in which transmission of the data between the mobile communication device and the management server is monitored through the management server.

Implementations can include one or more of the following features. Transmitting data can include generating a session key that is only valid for a given communication session between the mobile communication device and the server. The method can further include disabling use of the mobile application running on the mobile communication device through the management server by invalidating the session key. The method can further include timing out a given communication session between the mobile communication device and the management server after a pre-determined amount of time to prevent theft of data that is accessible through the mobile application. Transmitting data associated with the mobile application between the mobile communication device and the management server can include prompting a user to enter a payment limit PIN in response to a pending purchase exceeding a pre-determined amount.

2

The payment limit PIN can be applied to all purchases globally or on a per-payment basis. The method can include use of biometrics to authenticate the user before authorizing the transaction. The mobile application can comprise a payment transaction application that permits a user to perform one or more of the following services including bill payment, fund transfers, or purchases through the mobile communication device. The mobile application can permit a user to subscribe to each of the services separately.

The details of one or more implementations are set forth in the accompanying drawings and the description below. Other features and advantages will be apparent from the description and drawings, and from the claims.

### BRIEF DESCRIPTION OF THE DRAWINGS

FIG. 1 illustrates one implementation of a block diagram of a communication system including a wireless mobile communication device.

FIG. 2 illustrates one implementation of the wireless mobile communication device of FIG. 1.

FIG. 3 illustrates one implementation of a method for authenticating a user.

FIG. 4 illustrates one implementation of a method for remotely locking use of a mobile application on a mobile communication device.

Like reference symbols in the various drawings indicate like elements.

### DETAILED DESCRIPTION OF THE INVENTION

FIG. 1 illustrates one implementation of a communication system 100. The communication system 100 includes a hand-held, wireless mobile communication device 102 a point-of-sale device 104 and a remote server 106. In one implementation, the mobile communication device 102 includes a mobile application (discussed in greater detail below) that permits a user of the mobile communication device 102 to conduct payment transactions. Payment transactions can include, for example, using contactless payment technology at a retail merchant point of sale (e.g., through point of sale device 104), using mobile/internet commerce (e.g., purchase tickets and products, etc.), storage of payment information and other digital artifacts (receipts, tickets, coupons, etc), storage of banking information (payment account numbers, security codes, PIN's, etc.), and accessing banking service (account balance, payment history, bill pay, fund transfer, etc.), and so on.

In one implementation, the mobile application running on the mobile communication device 102 implements one or more of the following tools to secure data that may be stored and presented on the mobile communication device 102 as a result of a payment transaction. The mobile application can be implemented on the mobile communication device 102 through a management server which hosts and operates (either independently or through a third-party) the application for use by its customers over the Internet, or other wireless network (e.g., a private network), or a wired network. In one implementation, customers do not pay for owning the software itself but rather for using the software. In one implementation, the mobile application is accessible through an API accessible over the Web (or other network). The mobile application can include a multi-factored PIN-based login and authentication, and include session keys and have command-level authentication. In one implementation, the mobile application running on the mobile communication device 102

tion device 102 can be remotely locked through a remote server (e.g., remote server 106). In one implementation, a PIN request can be implemented to limit the amount of purchases that can be made. Further, security codes for different payment methods can be implemented to protect a user. Each of these tools is discussed in greater detail below.

FIG. 2 illustrates one implementation of the mobile communication device 102. The mobile communication device 102 includes a mobile application 200 that (in one implementation) is provided to the mobile communication device 102 through a remote server (e.g., remote server 106). In one implementation, the mobile application is a Mobile Wallet application available from Mobile Candy Dish, Inc., of Berkeley, Calif. Providing the mobile application as a hosted service enables central monitoring and management of all security aspects of the service at the remote server. In addition, data (corresponding to a payment transaction) can be stored on the remote server (e.g., remote server 106 (FIG. 1)) in a secure manner. In one implementation, the remote server is a management server that is can be maintained by Mobile Candy Dish or a trusted third party, as described in U.S. patent application Ser. No. 11/933,351. For example, the data can be securely stored on the remote server using conventional PCI guidelines. Hence, in the event the mobile communication device 102 is lost (or stolen), no confidential data can be recovered as no data is stored on the mobile communication device 102. In addition, an added benefit is that a user can recover seamlessly by syncing new mobile communication device (via new installation of the mobile application) with the service. Thus, in one implementation, sensitive information (e.g., banking account numbers, credit card account numbers, expiry dates, and so on) are never stored on the mobile communication device. This reduces risk and exposure of the user's private information and data. Client Login and Authentication

In general, while effort is made to minimize storage of sensitive user information and data in a memory of a mobile communication device, in one implementation, some data is stored in the memory of a mobile communication device due to reasons of performance, usability and user experience. For example, data may need to be stored on a mobile communication device in the following circumstances. Payment credentials, coupons, tickets, and so on may have to be stored on the secure element of an NFC phone. Account balance, banking payment history, etc., may be locally cached on a mobile communication device. In one implementation, a user can opt-in to save payment method security codes in the client (or mobile application) for convenience. Tickets and/or coupons may be locally cached so that a user can redeem the tickets and/or coupons in an offline mode. For example, a mobile communication device may be offline in a situation in which network connectivity inside a building is degraded, and storing a ticket and/or coupon in a local cache of the mobile communication device permits the user to access the ticket or coupon.

In addition to data partitioning, in one implementation, users have an ability to subscribe to different services. For example, User A may subscribe to "Mobile Payments" and "Mobile Banking" services, while User B may only subscribe to "Mobile Banking" and "What's Nearby" services. Hence, in one implementation, the mobile application includes a mechanism to enable/disable different services on the Client based on particular services to which users are subscribed. Table 1 below illustrates example services that are enabled/disabled based on user subscriptions.

TABLE 1

| USER   | SERVICE       | SUBSCRIPTION STATUS                         |
|--------|---------------|---|
| User A | Money Manager | Disabled                                    |
| User B | Money Manager | Transaction Only                            |
| User C | Money Manager | Transaction, Payment                        |
| User D | Money Manager | Transaction, Payment, BillPay, FundTransfer |

The above example control access to the Money Manager service and what privileges within the service a given user can perform. This will be used by the Client (mobile application) to enable/disable available features on the Client.

In one implementation, when a user subscribes to a mobile wallet the user is assigned credentials that include a unique WalletID, SiteKey, a user-defined PIN, as well as tokens that specify access and privileges for the different services. FIG. 3 illustrates one implementation of a method 300 for authenticating a user. User input is received (through a mobile communication device) logging into the mobile application service (step 302). In one implementation, when a user attempts to login with the client, the user is prompted to enter login credentials (e.g., mobile phone number, 1-time activation code, Wallet PIN, etc.). A session key is generated (step 304). In one implementation, the session key is a unique server-generated session key that is valid only for the duration of a given session. In one implementation, the session key is used to ensure the server can identify the client and ensure that the client has been previously authenticated. Upon a successful login, the server will transfer credentials, service access and privileges (step 306), which are locally cached on the mobile communication device. The service access and privileges control the behavior of the client. In one implementation, to prevent command spoofing, the session key is passed in every API server call. The server will validate (every time) the session key is valid. If valid, the API server call is processed. Failure to validate the session key will cause a failure. In such a case, the client will flush the cached PIN and force the user to re-authenticate (or re-login).

Remote Lock

In one implementation, a mobile application running on a mobile communication device can be remotely locked (or disabled) by invalidating a session key. Users, via calling a Customer Care, a personal web portal, or some other mechanism, can implement changes (e.g., change PIN, etc.) that causes the server to invalidate the session key. In real-time, the next attempt by the client to issue an API server call, validation of the session key will fail, which (in one implementation) causes the client to automatically flush the cached PIN and session key, and force the user to re-authenticate. In addition, the client can perform additional actions, in addition to flushing the cached PIN and session key. This includes, but is not limited to, one or more of the following: changing the secure element mode to effective temporarily or permanently disable the secure element—i.e., a user can remotely alter the state of the smart chip to lock it remotely; and deleting all cached data stored in the memory (or disk) of the mobile communication device.

Session Time Out

In one implementation, while a client is open, a user has access to transaction data. In such an implementation, users who may misplace a mobile communication device while the client is open may expose the user to risk of information theft. Therefore, in one implementation, mobile application (or client) shuts down after a period of inactivity. Additional

tasks that can be associated with the shutdown procedure can include, but is not limited to, temporarily shutting down a secure element (of the mobile communication device) to prevent NFC payments, NFC coupon redemption, and NFC ticket redemption.

#### Payment Limit PIN

For payments (mobile commerce ticket purchase, etc.), in one implementation a user can prevent either fraudulent purchases or accidental purchases by forcing a PIN prompt when a purchase amount exceed a user-specified value. In one implementation, a user can control this behavior globally (e.g., across all users' payment methods) or on a per-payment-method basis. Thus, when a user purchases ticket and selects a payment method (to pay for purchase), if the transaction amount exceeds a specified payment method's limit, the client will trigger and prompt for the PIN. In order to proceed with purchase, the user has to enter the correct PIN. The user's input is validated against the cached PIN on the client. The payment transaction will proceed if validated. Otherwise, an appropriate response is generated to the user. Effectively, this is a mechanism for the user (not the Merchant or Issuing Bank) to throttle/control the dollar amount that can be authorized for various payments and transactions. In the event of a contactless purchase, the client controls the smart chip. In the event of an electronic purchase (ticketing, etc.), a server can manage the controls.

#### Local Storage of Payment Security Codes

As a convenience to users, a user can opt-in and have only the security codes (CVV, etc.) associated to each of their payment methods locally stores on the client. In one implementation, management tools are provided to add/delete/edit these security codes. In one implementation, the security codes are encrypted (Key Management of encryption key performed by a server) and then only stored in the client on the mobile communication device. In one implementation, security codes are not stored in any form on the server. The encryption key and security codes can be kept separately to prevent fraudulent usage.

Although the present invention has been particularly described with reference to implementations discussed above, various changes, modifications and substitutes are can be made. Accordingly, it will be appreciated that in numerous instances some features of the invention can be employed without a corresponding use of other features. Further, variations can be made in the number and arrangement of components illustrated in the figures discussed above.

What is claimed is:

1. A method for conducting a Near Field Communication (NFC) contactless transaction, the method comprising:

maintaining a secure element application and an identification code in a secure element memory;

initiating triggering of a secure element processor which executes the secure element application in response to an NFC inductive trigger between an NFC terminal and the secure element during the NFC contactless transaction;

in response to the NFC inductive trigger between the NFC terminal and the secure element, transmitting the identification code to the NFC terminal via an NFC transceiver using the secure element application and further transmitting the identification code to a remote server by the NFC terminal;

in response to receiving the identification at the remote server, processing, by the remote server, the NFC

contactless transaction using a payment method corresponding to the identification code,

wherein the secure element is permanently embedded within a body of a mobile device comprising a mobile device memory, a mobile device display, a mobile device processor configured to execute a non-browser based mobile application, and a mobile device transceiver that supports voice and data interactions through a first communication channel including at least one of CDMA and GSM.

2. A secure element for conducting a Near Field Communication (NFC) contactless transaction, the secure element comprising:

a secure element memory configured to maintain a secure element application and an identification code;

a secure element processor configured to initiate, in response to an NFC inductive trigger between an NFC terminal and the secure element, execution of the secure element application during the NFC contactless transaction;

an NFC transceiver configured to transmit the identification code from the secure element to the NFC terminal via an NFC transceiver using the secure element application in response to the NFC inductive trigger between the NFC terminal and the secure element and further in response to the NFC inductive trigger where-in the identification code is sent to a remote server by the NFC terminal;

in response to receiving the identification code at the remote server, processing, by the remote server, the NFC contactless transaction using a payment method corresponding to the identification code;

wherein the secure element is permanently embedded within a body of a mobile device comprising a mobile device memory, a mobile device display, a mobile device processor configured to execute a non-browser based mobile application, and a mobile device transceiver that supports voice and data interactions through a first communication channel including at least one of CDMA and GSM.

3. The secure element of claim 2, further wherein the secure element is disabled temporarily to prevent NFC contactless transactions.

4. The method of claim 1, further wherein the secure element is disabled temporarily to prevent NFC contactless transaction.

5. The method of claim 1, further wherein the non-browser based application receives user authentication information via the mobile device display of the mobile device.

6. The method of claim 1, wherein the payment method is a default payment method.

7. The method of claim 1, wherein the payment method is a user selected payment method.

8. The method of claim 5, wherein the authentication information includes biometric data.

9. The method of claim 5, wherein the authentication information is a personal identification number (PIN).

10. The method of claim 1, further wherein data stored on the mobile device is encrypted using software tools native to the mobile operating system.

11. The method of claim 1, further comprising applying a coupon during the NFC contactless transaction.

12. The method of claim 11, wherein the coupon is automatically applied during an NFC inductive interaction between the secure element and the NFC terminal.

13. The method of claim 1, further wherein, after the NFC contactless transaction has processed, the non-browser based mobile application receives a digital artifact from the server.

14. The secure element of claim 2, further wherein data stored on the mobile device is encrypted using software tools native to the mobile operating system.

15. The secure element of claim 2, further comprising applying a coupon during then NFC contactless transaction.

16. The secure element of claim 15, wherein the coupon is automatically applied during the NFC inductive interaction between the secure element and the NFC terminal.

17. The method of claim 16, wherein the digital artifact comprises an advertisement, receipt, ticket, coupon, and/or content.

18. The method of claim 1, further wherein the secure element receives a digital artifact from the NFC terminal during an inductive NFC interaction between the secure element and the NFC terminal.

19. The secure element of claim 2, wherein the payment method is a default payment method.

20. The secure element of claim 2, wherein the payment method is a user selected payment method.

21. The secure element of claim 2, further wherein the non-browser based application receives user authentication information via the mobile device display of the mobile device.

22. The secure element of claim 21, wherein the authentication includes biometric data.

23. The secure element of claim 21, wherein the authentication is a personal identification number (PIN).

24. The method of claim 1, further wherein, after the NFC transaction has processed, the non-browser based mobile application receives a digital artifact from the server.

25. The method of claim 16, wherein the digital artifact comprises an advertisement, receipt, ticket, coupon, and content.

26. The method of claim 1, further wherein the secure element receives a digital artifact from the NFC terminal during the inductive NFC interaction between the secure element and the NFC terminal.

\* \* \* \* \*